




Forward to	Sender	GPU information
AXA Power	Company :	Type :
Fax + 45 63 18 60 49	Fax :	Serial No. :
Phone + 45 63 18 60 00	Phone :	Error Code : / /
Mail : service@axapower.com	Contact :	Please always state serial no.
	E-mail :	

How to get access to the black box :

1. Press  and  at the same time and you get access to the black box.

2. By means of the arrow keys, go to error code no. : _____ / _____ / _____

3. Press 

4. Press  and read out the following information :

Input voltage	L1-L2 :	V	L2-L3 :	V	L3-L1 :	V
Input frequency		Hz				
Voltage at DC capacitor bank	Delta :	V	Instant:	V	Avg. :	V
Output current	Ph A :	A	Ph B :	A	Ph C :	A
Inverter current	Ph A :	A	Ph B :	A	Ph C :	A
Output voltage phase-neutral	A-N :	V	B-N :	V	C-N :	V
Module temp.	DC :	C°	AC1 :	C°	AC2 :	C°
Internal DC volt.	-5V :	V	12 V :	V	17 V :	V
Setup values	Voltage :	V	Compensation :	V	Amp. :	A

Other indication (lamps, LED's, damages of enclosure etc.) :

Remarks :