

1400 28 VDC GPU

# Illustrated Parts List

400/600 A

Revision: July 2021



## Contact Information

<https://itwgse.com/service-and-support/>

### Europe, Middle East & Asia Pacific

ITW GSE ApS. Denmark  
Tel: (+45) 63 18 60 00  
Mail: [support@itwgse.com](mailto:support@itwgse.com)

### Americas

ITW GSE Inc. USA  
Tel: (+1) 941 721 1000  
Mail: [support@itwgse.us](mailto:support@itwgse.us)

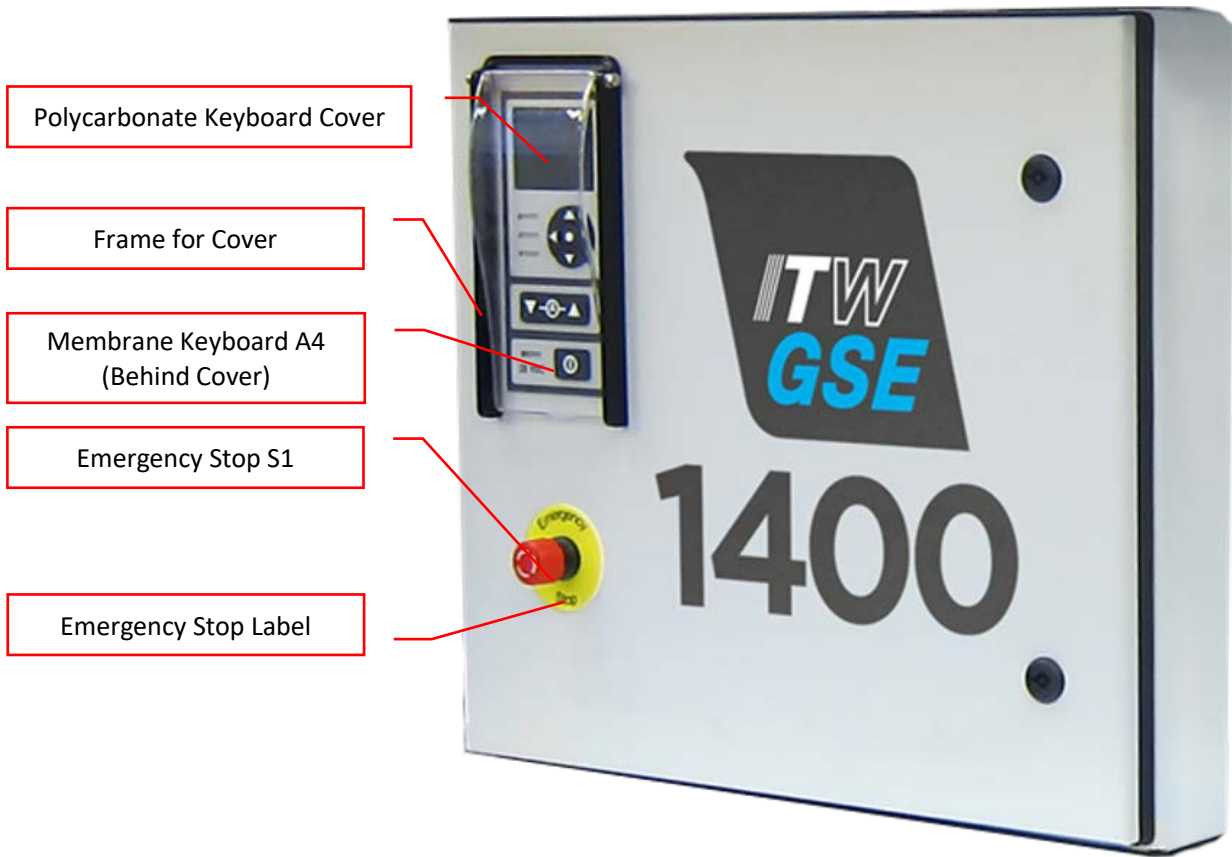


Figure 2: Front View



Figure 1: Back View




Figure 3: Front Door




Figure 4: Front View Internal Components

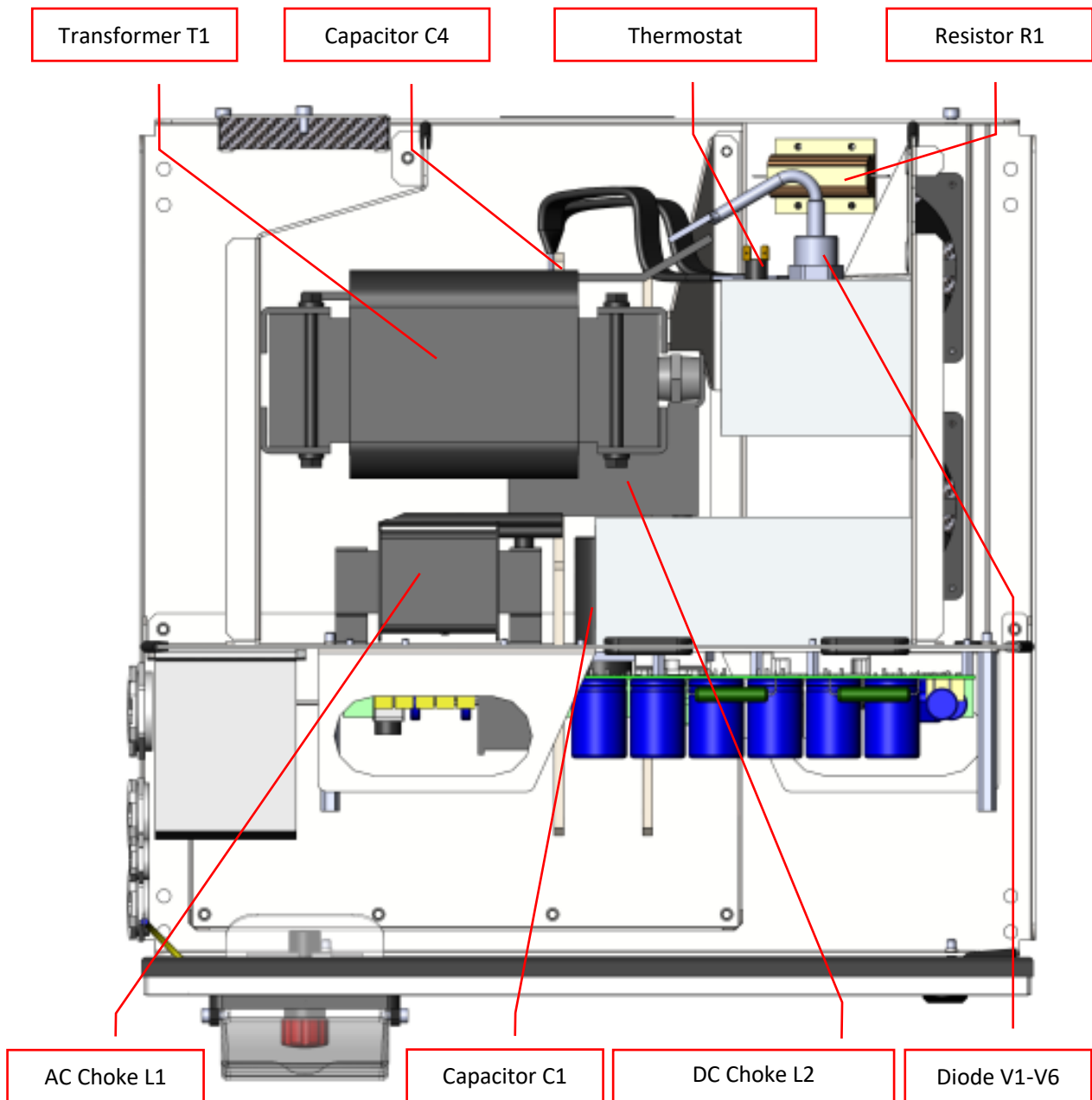


Figure 5: Top View Cut





Figure 6: Mobile 1400 GPU

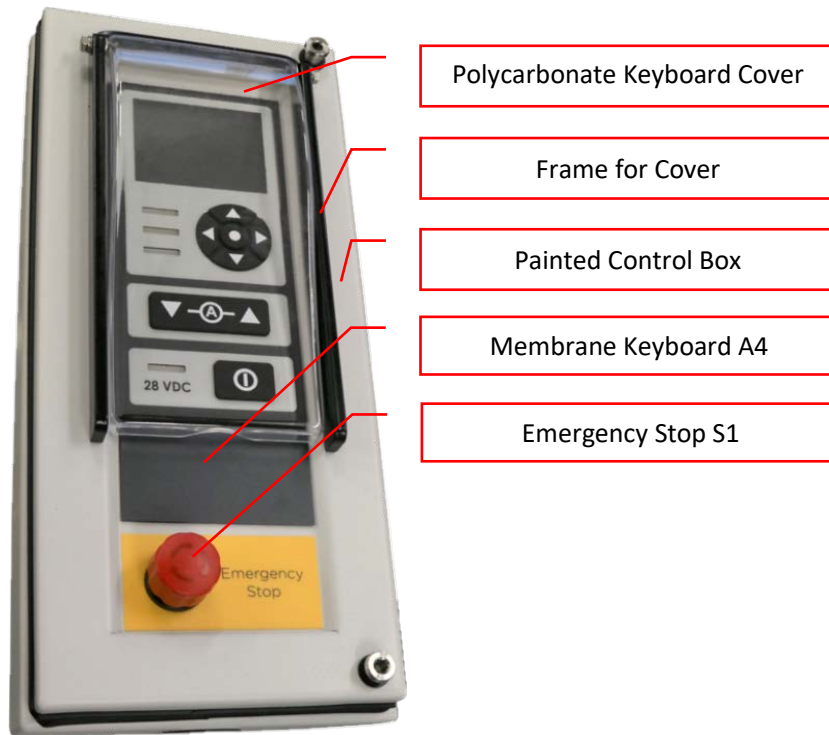


Figure 7: Front View Remote Control Box




Figure 8: Inside View Remote Control Box

Comp. No.	Part No.	Description	Data
A1	579526	GSE Control Board	
A3	579536	Display	
A4	DV3022	Operator Membrane Keyboard	
C1	EL3305	Electrolytic Capacitor	C1 is 3 pcs. of EL3305
C2-C3	KP0490	Snubber Capacitor	
** C4	KP0490	Snubber Capacitor	
F2 PM1	SI2066	ATO fuse	10 A
F1 & F4 PM1	SI2075	ATO fuse	5 A
F3 PM1	SI2076	ATO fuse	2 A
G1	PS0010	DC Power Supply	24 VDC, 10.0 A
L1	DR0015	AC Choke	
L2	DR0016	DC Filter Choke	
M1-M2	VN0020	Fan	
PM1	543295	Power Module 28 VDC	
R1	MO0410	Resistor	22 Ohm, 100 W, 5 %
*Q1	DP0228	Circuit Breaker UL	40 A / 3 Pole
*Q1	DP0237	Circuit Breaker CE	50 A / 3 Pole
S1	AF0403	Emergency Stop, Compact	
T1	IT0044	Transformer, 28 V/600 A	
V1-6	DI0100	Power Diode	300 A / 400 V
Figure 1	AF0402	Emergency Stop Label	Ø70 mm
Figure 1 & 7	278164	Polycarbonate Keyboard Cover	
Figure 1 & 7	278165	Frame for Cover	RAL 9005 Black
Figure 2	AM0072	Air Filter Outlet	
Figure 3 & 8	278116	Inside Polycarbonate Cover	Poly carbonate plate
Figure 3 & 8	278124	Locking Brick for Emergency Stop	1,5 mm
Figure 3	SC0176	Cable with SUB-DB9	9 pole M/F,1:1,1.0 m
Figure 3	KA1031	Manual Holder	
Figure 4	AM0071	Air Filter Inlet	
Figure 6	HJ0005	Wheel	4,3 bar
Figure 7	534172	Painted Control Box	RAL 7035
Figure 7	DV3050	Yellow Background for EPO	RAL 1003

\*Note: This part number differ for UL and CE configuration, check manual or contact ITW GSE support

\*\* Note: Parts not illustrated.